

OUR SUNDAY VISITOR

# ALIVE IN CHRIST



Religion Curriculum • Parish Grades 1-6







# The Philosophy

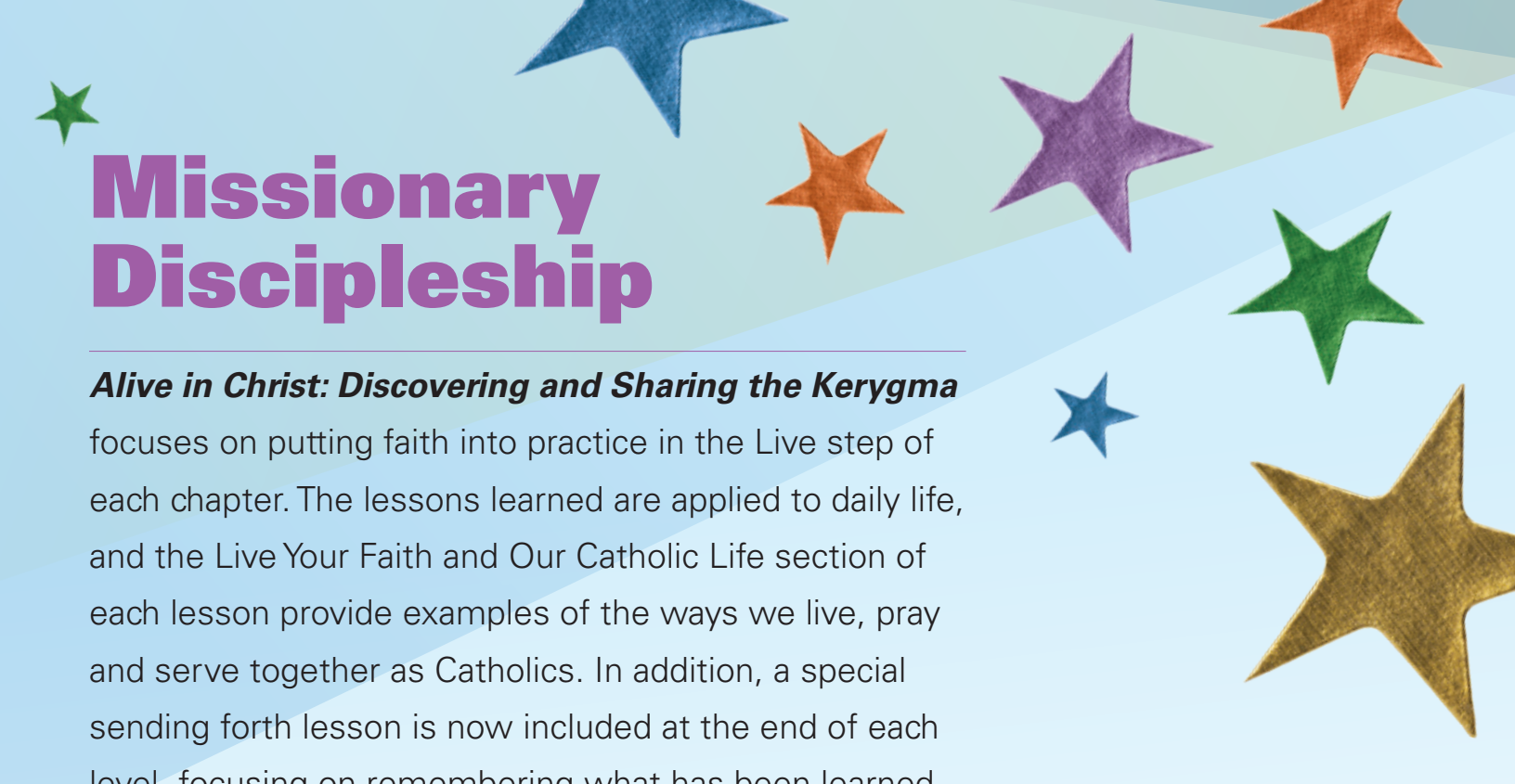
## Kerygma

The core, saving message of the Gospel of Jesus Christ, is an important anchor for all Catholics, and a pre-requisite to formation in the faith. The kerygma is summarized in three sentences by Pope Francis in his Apostolic Exhortation to Young People, *Christus Vivit*: “God loves you; Christ is your savior; he is alive” (CV,130). Each level of ***Alive in Christ: Discovering and Sharing the Kerygma*** begins with a unique proclamation of the kerygma in the context of the unique grade-level emphasis. The kerygma lesson includes a passage from Scripture focused on the kerygma and offers an opportunity for the learner to respond to the invitation of Christ in a practical way.

The United States Conference of Catholic Bishops’ Subcommittee on the Catechism has found ***Alive in Christ: Discovering and Sharing the Kerygma*** (Copyright 2023) Parish Grades 1–6 to be in conformity with the ***Catechism of the Catholic Church***.

<b>The Philosophy</b>	<b>3</b>
.....	
<b>Curriculum at a Glance</b>	<b>6</b>
.....	
<b>Student Book</b>	<b>8</b>
Overview	8
The Unit Preview	10
The Invite Step	11
The Discover Step	12
The Live Step	14
Chapter and Unit Review	16
Family+Faith	17
Discovering & Sharing The Kerygma	18
Seasonal Lessons	20
Developmental Focus	21
.....	
<b>Catechist Edition</b>	<b>22</b>
Background	22
Lesson Plan	23
Teaching This Grade	24
Chapter Connections	25
Wraparound Lesson Plans	26
.....	
<b>Resources</b>	<b>30</b>
Online Resources	30





# Missionary Discipleship

## ***Alive in Christ: Discovering and Sharing the Kerygma***

focuses on putting faith into practice in the Live step of each chapter. The lessons learned are applied to daily life, and the Live Your Faith and Our Catholic Life section of each lesson provide examples of the ways we live, pray and serve together as Catholics. In addition, a special sending forth lesson is now included at the end of each level, focusing on remembering what has been learned over the course of the year and how it might be lived out in a spirit of missionary discipleship.



# Christian Anthropology

Created in love by God who is love, the human person is a unity of body, mind and spirit.

## ***Alive in Christ: Discovering and Sharing the Kerygma***

includes a Christian Anthropology supplement at each grade level, providing a developmentally appropriate presentation of Catholic teachings on the human person, marriage and family life.





# Integrated Family Catechesis

## *Alive in Christ: Discovering and Sharing the Kerygma*

is committed to parent and family engagement with Family+Faith pages in each lesson, and many resources developed to equip, support and affirm parents as they prepare their children for a life of discipleship, including new family gathered sessions, virtual family gathered sessions, home session plans, and multi-age family session plans.




# Student Book



A direct, effective **three-step catechetical process** encourages children to listen and respond to God's voice through Scripture and the teachings of the Church, preparing them to more fully participate in God's Kingdom here on Earth.

- ◆ **Scripture** begins each chapter and then is woven throughout the lesson to help children grow in their knowledge of the Word of God
- ◆ A **developmentally appropriate** approach for each grade allows children to focus on a foundational topic in our Catholic faith each year
- ◆ Key themes of Catholic teaching are repeated each year, through a **grade-level lens**, building on the child's knowledge of the faith at each developmental stage
- ◆ **Thought-provoking questions** at different points in the lesson focus, engage, and ignite enthusiasm



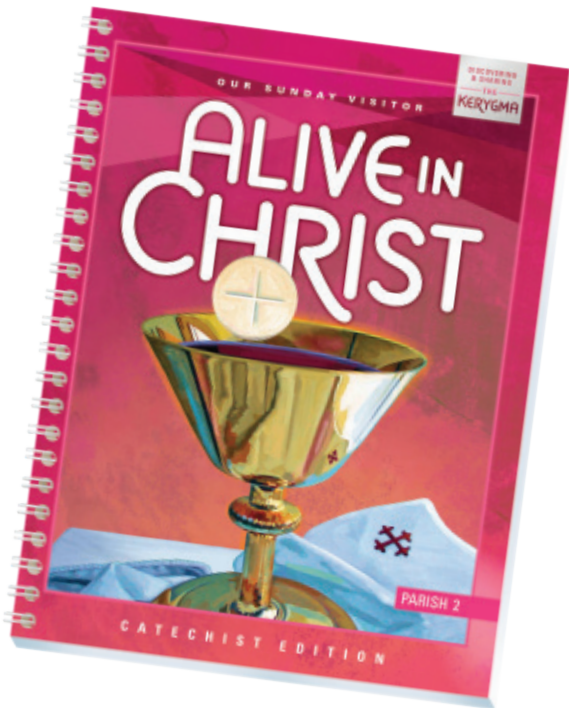
- ◆ Stories and teachings of our faith from the **Old** and **New Testaments** increase biblical literacy, familiarity, and appreciation of God's Word
- ◆ **Saints, Blesseds, and Venerables** exemplify the content of the lesson and are presented as models for the children's life of faith
- ◆ Practical, hands-on information **empowers parents** in their role as the primary teachers of the faith



# Catechist Edition

Supports both novice and experienced catechists through every step of the lesson with consistent features and **easy-to-use resources**.

- ◆ **Background pages** prepare the catechist by introducing the chapter content through adult reflection and prayer, followed by an easy-to-follow, clearly defined, three-step process
- ◆ **A timed lesson plan** guides the catechist in planning a successful lesson with **clearly stated chapter objectives**, an overview of each step, and fully integrated **online resources**
- ◆ **Key concept, doctrinal content, and tasks of catechesis** are fully explained and conveniently located at the beginning of each chapter
- ◆ **Wraparound lesson plans** lead the catechist step-by-step through the teaching process
- ◆ **Reproducibles and optional activities** reinforce understanding, extend learning, and promote life application



## Online Resources

**Aliveinchrist.osv.com** includes extensive online resources and interactive connections between the student book and the website.

- ◆ Customized lesson planning
- ◆ Program support materials
- ◆ Catechist training videos
- ◆ Interactive chapter reviews
- ◆ Multimedia glossary
- ◆ People of Faith activities
- ◆ Lectionary Connection
- ◆ Custom test-building
- ◆ eAssessments
- ◆ Music resources
- ◆ Video playlists
- ◆ Adaptations for diverse learners



# Overview

Built on an organized scope and sequence that integrates seven central doctrinal themes of Church teaching, *Alive in Christ: Discovering and Sharing the Kerygma* teaches children to know, love, and live their Catholic faith through Sacred Scripture, doctrine, and prayer.

- ◆ A truly engaging, comprehensive journey in faith that encompasses the **tasks of catechesis**
- ◆ The **grade level lens** allows children to focus on a foundational topic in our Catholic faith each year
- ◆ **Developmentally appropriate** text, images, exercises, and activities all interact in ways that address multiple learning styles and engage the child's senses and imagination
- ◆ Topics are presented at important **developmental "windows"**—ages when research in child development tells us that learning about a particular topic would be most effective
- ◆ Page content is organized in ways that are scientifically proven to **assist children in information processing** and retention



## Discover

### Guided by the Spirit

#### How is the Holy Spirit with us today?

Jesus' followers are called his **disciples**. Before he returned to Heaven, he told them his plan.

#### God's Word

##### The Spirit Comes

Jesus told his disciples to wait for the promise of the Father that he had told them about. He said, "You will receive power when the holy Spirit comes upon you, and you will be my witnesses in Jerusalem . . . and to the ends of the earth."

The Twelve disciples and some other followers of Jesus stayed in Jerusalem and prayed. Soon the Holy Spirit came. Suddenly a noise like a strong driving wind came from the sky, and it filled the entire house in which they were gathered. Then tongues of fire appeared to them, which parted and came to rest on each one of them. This day is called Pentecost.

Based on Acts 1:4–5, 8; 2:2–3



Underline the ways the Holy Spirit came to the disciples on the day of Pentecost.



110 Chapter 6

Grade 2 Parish Student Edition



# Overview

Children discover, explore, and experience traditional and modern artworks specifically chosen for each grade level with a connection to Sacred Scripture, Sacred Tradition, and chapter objectives.



## The Holy Spirit Today

After the Holy Spirit came to them at **Pentecost**, Jesus' Twelve closest disciples were guided to continue his work. They became known as his **Apostles**.

The Holy Spirit comes today through the Church's Sacraments, prayer, and in God's Word. The Holy Spirit guides the Church and makes Jesus' disciples holy. He helps you make good decisions and grow more loving.

## Disciples of Jesus

Jesus' disciples are in every part of the world. The Holy Spirit teaches us all how to pray. The Spirit helps today's disciples remember and understand the stories of Jesus. You are learning to be a disciple of Jesus.

### Catholic Faith Words

**disciples** followers of Jesus who believe in him and live by his teachings


**Pentecost** fifty days after the Resurrection when the Holy Spirit first came upon the Twelve disciples and the Church

**Apostles** the Twelve disciples Jesus chose to be his closest followers. After the coming of the Holy Spirit, they shared in his work and mission in a special way.

- ◆ Each lesson contains **multi-sensory activities** to engage all learners
- ◆ **Captions** are informative, interactive, and add to learning and understanding
- ◆ **Special icons** alert children and catechists to features such as Scripture, prayer, key vocabulary, and online resources that are fully integrated and clearly labeled
- ◆ **Perforated pages** for easy removal for both classroom and home use
- ◆ Through a purposeful emphasis on Catholic practices, images, and models of faith, students explore the **ritual life** of our Catholic faith
- ◆ Responding to the Church's call to evangelize and catechize parents, **Alive in Christ** features several **family faith-sharing** components

## Connect Your Faith

**Circle the Places** Circle each place on the map where the Holy Spirit helps you be a disciple of Jesus.



God the Holy Spirit 111



# The Unit Preview

The **Unit Preview** sets the stage for faith formation with photos and art that convey the richness of our Catholic tradition and forecasts the doctrine that will be presented in the next three chapters.



Clear, concise, bulleted points correlate with the *Catechism of the Catholic Church* and directly relate to chapter objectives.

A **thought-provoking question** forecasts the unit's focus.

UNIT  
3

## Jesus Christ

### Our Catholic Tradition

- Jesus wants people to be happy and to carry his message of the goodness of God's Kingdom into the world. He shared that message in his teachings, most especially the Beatitudes. (CCC, 851, 1724)
- Jesus calls us to trust in the Father and to be a blessing to others by living the Great Commandment of love. (CCC, 2055)
- Jesus teaches us to praise God with worship, by honoring his name, and by keeping Sunday holy. (CCC, 2083)

How does Jesus' teaching in the Beatitudes help us to live the Ten Commandments?

120 Unit 3: Jesus Christ



Hagia Maria Sion Abbey stands just outside the Old City of Jerusalem, on Mt. Zion.





# The Invite Step

The **Invite Step** of the catechetical process begins with a **Sacred Scripture** reflection and asks children to open their minds and hearts to what God is saying to them in the Scripture passage.



## CHAPTER 7

## Invite

# The Beatitudes

### Let Us Pray

**Leader:** Thank you, O Lord, for you have blessed us in so many ways.

“Blessed is the nation whose God is the LORD,  
the people chosen as his inheritance.”

**Psalm 33:12**

**All:** You have chosen us, O Lord, and made us to be happy with you forever. We are truly blessed by your gifts. Amen.

### Scripture

While [Jesus] was speaking, a woman from the crowd called out and said to him, “Blessed is the womb that carried you and the breasts at which you nursed.” He replied, “Rather, blessed are those who hear the word of God and observe it.” **Luke 11:27-28**

### What Do You Wonder?

- What does it mean to be blessed?
- What directions did Jesus give his followers on how to live?

The Beatitudes 121

Children are called together to **begin in prayer** and learn to respond to God in prayer.

A **Scripture** passage begins the reflection that is modeled on the practice of *Lectio Divina*.<sup>\*</sup> This model helps children listen for God and deepen their experience of his power and presence in their lives. They are invited to share what they have experienced.

### What Do You Wonder?

questions connect to chapter objectives and prompt continued thought about God’s Word. This technique, based on the Reggio Emilia method of education, has been shown to better engage children in the learning process.

<sup>\*</sup>Lectio Divina means “Divine Reading” and refers specifically to a method of Scripture reading practiced by monastics. It is a traditional Catholic practice of Scriptural reading, meditation, and prayer intended to promote communion with God and to increase the knowledge of God’s Word.

# The Discover Step

The **Discover Step** of the catechetical process helps form Catholic identity through the study of Scripture, knowledge of Church teaching, and an understanding of our Catholic practices. During this step, children process and reinforce what they have learned, and apply it to their lives.

The dynamic, interactive **gold star activities** provide exercises that create enthusiasm for our Catholic life and give children an opportunity to show what they have learned.

**Connect Your Faith** activity reinforces learning and helps children apply the lesson objectives to their own faith.

**Discover**

## Stories are Important

**What makes a great story?**

A good story helps us form pictures in our mind. Stories can be about something that really happened. Or, they can come from our imagination. Sometimes we can even imagine being a part of the story. As we hear it told, we may feel the same feelings as the characters. We are going to learn about the greatest true story of all.

**★** In the empty space, draw where your favorite kind of story takes you.

**Discover**

## The Seven Sacraments

**How do we become Church members?**

In the Seven Sacraments, we receive the gift of God's life and help. This is called **grace**. Jesus is present in the Sacraments. He welcomes, heals, and feeds us.

In each Sacrament, the Holy Spirit does things that we can't see. But we are invited to cooperate with his work. We do this by things we can see: our words and actions in the celebration. When you receive the Sacraments, God's life in you grows. You grow in love for him and others.

Baptism, Confirmation, and Eucharist are the **Sacraments of Initiation**. *Initiation* means "beginning." These Sacraments welcome new members into the Catholic Church. Everyone is invited to follow Jesus and join the Church.

**Catholic Faith Words**

**grace** God's gift of a share in his life and help

**Sacraments of Initiation** the three Sacraments that celebrate membership in the Catholic Church: Baptism, Confirmation, and Eucharist

**The Sacraments of Initiation**

- Through **Baptism**, a person is given new life in Christ.
- In **Confirmation**, a person is sealed with the Gifts of the Holy Spirit and strengthened to follow Jesus.
- In the **Eucharist**, the Body and Blood of Christ help disciples grow closer to him and others.

People of any age can become members of the Catholic Church. Sometimes all three Sacraments of Initiation are received in the same celebration. Other times, they are spread over many years.

**★** 1. Circle the Sacraments you have already received.  
2. Draw a square around the ones you will receive soon.

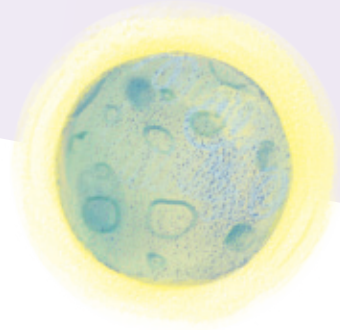
**Connect Your Faith**

**Make a Card** Create a welcome message for a new Church member. Tell him or her something you think new Catholics need to know about the Sacraments and the Church.

158 Chapter 10

The Sacraments 159





### God Writes a Story

God made the world. God made everything in the world. Then he started a story. What sort of story is it? It is the best one ever told. It is a story of God's love for us. God wants you to know and be a part of his story. You may already know some of it. Like your other favorite stories, you will want to hear God's story again and again.

We read God's story in the **Bible**. It begins with wonderful news about God's love. God makes and loves everything from the tiniest speck to the tallest mountain.

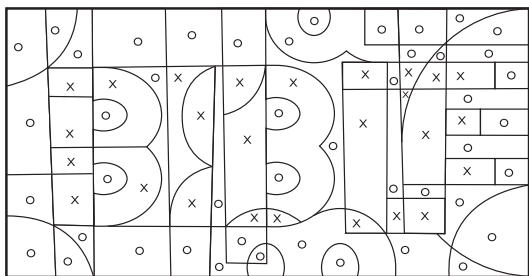
#### Catholic Faith Words

**Bible** the word of God written in human words. The Bible is the holy book of the Church.

**Catholic Faith Words** build a common language of faith and are presented in ways that are doctrinally accurate and developmentally sound across grades.

#### Share Your Faith

**Learn** Color the x's blue and the o's yellow to see where we hear God's story.




**Share** what you learned with a classmate or family member.

God Loves Us **K3**

Grade 1 Parish Student Edition

**Share Your Faith** activity challenges children to think about what they have learned and how it relates to their understanding and experiences.



# The Live Step

The **Live Step** of the catechetical process helps children relate knowledge of the faith with examples of ways we live, pray, and serve together as Catholics.

Children encounter their Catholic faith through **fine art, statues,** and **contemporary images** that connect with their daily lives.

**Live**

## Our Catholic Life

**How do we worship God with our bodies?**


We use our bodies to worship God at Mass. God gave us five senses. They are sight, hearing, touch, smell, and taste. Our five senses help us experience the world with our bodies. We can use all five senses when we worship God at Mass.

★ How has your body helped you worship at Mass? Place a check mark next to each one you have done.

### The Actions of Worship

- place money in the collection basket
- pray The Lord's Prayer
- sing
- make the Sign of the Cross
- sit, stand, and kneel
- pay attention
- listen to God's Word
- smell incense
- share the sign of peace
- receive the Eucharist

336 The Human Body







Through **People of Faith**, children meet Saints, Blesseds, and Venerables whose lives exemplify the content of the lesson and encourage faith-filled living.

In the **Live Your Faith** activity, children relate knowledge of their Catholic faith with their daily lives and are invited to commit themselves more deeply to what it means to be Catholic with concrete action and future steps.

Each chapter concludes with a **prayer celebration** that includes varied Catholic practices and features age-appropriate music that further promotes Catholic identity.

**Prayer experiences** intentionally incorporate all **five forms of prayer** taught in the *Catechism*. They include a variety of expressions of prayer, including liturgically-based prayers, reflective experiences of traditional prayers, songs, and sacred silence.

## People of Faith

### Blessed Carlo Acutis, 1991–2006

Blessed Carlo Acutis was a boy from Italy. He loved Jesus. He knew the Body of Christ is the best gift. Blessed Carlo wanted everybody to know that. He made a website about the Eucharist. He was only 15 years old when he died. Blessed Carlo is known all over the world. He loved the Eucharist so much. He wanted others to receive Jesus' gift of himself.



October 12

**Discuss:** How can you tell others about Jesus' gift?

Learn more about Blessed Carlo Acutis at [aliveinchrist.osv.com](http://aliveinchrist.osv.com)

## Live Your Faith

**Draw a Picture** Think about how you can be a gift to others this week. Draw how you will be that gift.



Live

Let Us Pray

### Prayer of Giving

Gather and begin with the Sign of the Cross.

**Leader:** God of love, your gift of Jesus saved us. Help us to give of ourselves to others.

**Reader 1:** Jesus watched and listened for people who needed his healing. Let us use our eyes and ears to pay attention to others.

**Reader 2:** Jesus walked to where people needed his teaching. Let us use our legs and feet to go where we can help.

**Reader 3:** Jesus gave his body on the Cross to show us love. Let us use our arms and hands to give love and care.

**All:** Help us give ourselves to others. Amen.



338 The Human Body

# Chapter Review and Unit Review

The **Chapter** and **Unit Reviews** provide strategies to check understanding and reinforce key concepts that help students grow in faith.

**Chapter 3 Review**

**A Work with Words** Write the letter of the word or words from the Word Bank to complete each sentence.

- The Bible is  Word.
- The New Testament tells about .
- The first part of the Bible is the .
- One name for the Bible is Sacred .
- The first four books of the  Testament are the Gospels.

**B Check Understanding** Circle the correct answer.

- The Old Testament tells about \_\_\_\_\_ and his Chosen People.  
Jesus                  God                  Adam
- You can read the \_\_\_\_\_ to learn about God's love.  
newspaper                  hymnal                  Bible
- When you \_\_\_\_\_ you share God's love.  
are kind                  are unkind                  steal
- The New Testament is about Jesus' life and \_\_\_\_\_.  
teachings                  friends                  pets
- You hear God's \_\_\_\_\_ when you read Bible stories.  
songs                  laugh                  Word

82 Chapter 3 Review

Go to [elivincrist.osv.com](http://elivincrist.osv.com) for an interactive review.

**Unit Review**

**A Work with Words** Complete each sentence with the correct word from the Word Bank.

- The Old and New Testaments make up the \_\_\_\_\_.
- You are made in the image and likeness of \_\_\_\_\_.
- God's greatest gift is \_\_\_\_\_.
- God promised to send a \_\_\_\_\_.
- \_\_\_\_\_ is everything made by God.

**B Check Understanding** Fill in the circle beside the correct answer.

- Who told the story of the Good Shepherd?  
 Eve                   John                   Jesus
- What is the Word of God written in human words?  
 a book                   the Bible                   the Spirit
- Who wrote the psalms?  
 David                   Mary                   Jesus
- Which part of the Bible is about Jesus?  
 New Testament                   Psalms                   Old Testament
- Who guided the Bible writers?  
 humans                   Adam                   God

Revelation 83

**Unit Review**

**A Work with Words** Complete each sentence with the letter of the correct word or words from the Word Bank.

- People who follow Jesus are called .
- Jesus promised to send the .
- Listening and talking to God is called .
- Jesus taught us to call God .
- The one God in three Divine Persons is called the .

**B Check Understanding** Draw a line from the descriptions in Column A to the correct names in Column B.

<b>Column A</b>	<b>Column B</b>
6. The Third Person of the Holy Trinity	Mary
7. The Mother of God's Son	John Bosco
8. The First Person of the Holy Trinity	God the Holy Spirit
9. A Saint who helped homeless boys	God the Son
10. The Second Person of the Holy Trinity	God the Father

Trinity 117



- ◆ **Chapter and Unit Reviews** reinforce learning with a variety of approaches and question formats
- ◆ **Matching, word banks, and circling the correct answer** increases vocabulary, connects understanding, and builds religious literacy



# Family+Faith

The **Family+Faith** page gives parents the tools to know what their children are learning, to talk about the faith, and recognize how they can more consciously live the faith in their daily family life.



## Your Child Learned

is a summary of the Catholic teaching that was covered in the chapter and introduces families to the Scripture and the Person of Faith that were presented.

## Children At This Age

helps parents become aware of how their child comprehends what was taught and suggests ways to help the child gain a deeper understanding of the material.

## FAMILY+FAITH

LIVING AND LEARNING TOGETHER

**YOUR CHILD LEARNED >>>**  
*This chapter explores God the Father's love and the importance of prayer to deepen our relationship with him.*

**God's Word**  
 Read **Luke 12:29-31** and see why God doesn't want us to worry.

**Catholics Believe**  

- God is our Father who created us and cares for us.
- We can trust in God because he loves us.

 To learn more, go to the *Catechism of the Catholic Church* #322, 2780–2782 at [usccb.org](http://usccb.org).

**People of Faith**  
 This week, your child met Blessed Julian of Norwich who said that all "shall be well" for those who trust in God.

**CONSIDER THIS >>>**  
*How important is trust in a relationship? Without trust there is not even the possibility of relationship. Throughout the Old Testament there is a growing understanding of the special relationship between God and the Israelites as they learn to trust ever more deeply in the providential care of God. "Jesus' revelation of God as his Father flows from a profound awareness not only of that same providential care but also of an indescribable intimacy" (cf., e.g., Jn14) (USCCA, p. 484–485).*


**LET'S TALK >>>**  

- Ask your child to name people your family trusts. Discuss why.
- Share a time when you knew God was really there for you. Talk about how depending on and trusting in God made a difference for you or the family.

**LET'S PRAY >>>**  
 "All shall be well and all shall be well and all manner of thing shall be well." (Prayer of Blessed Julian of Norwich)

For a multimedia glossary of Catholic Faith Words, Sunday readings, seasonal and Saint resources, and chapter activities go to [aliveinchrist.osv.com](http://aliveinchrist.osv.com).

**CHILDREN AT THIS AGE >>>**  
**How They Understand God the Father** God reveals himself as a loving father. Second-graders who have good fathers at home will be able to relate to this and connect it with an understanding of God's love for us. Alternatively, if a child has no father in the home, or if they have had negative experiences with a father figure, they might have difficulty integrating the concept of God as a father. Knowing how God intends for parents to care for their children can help with this understanding, and knowing God as a perfect Father can become a particular source of comfort and hope to these children.



© Our Sunday Visitor  
 Alive in Christ, Grade 2 Chapter 4 95

**Consider This** invites parents to ponder some of their own experiences and listen as the Church speaks to their personal journey of faith.

**Let's Talk** offers parents and families developmentally appropriate questions that lead to discussion of the week's lesson.

**Let's Pray** provides a short family prayer based on the Person of Faith featured in the lesson.

◆ **Alive in Christ Family+Faith Sessions** gather families of the parish together to facilitate family conversations and provide systematic and intentional faith formation. Available online at [aliveinchrist.osv.com](http://aliveinchrist.osv.com)

◆ **Alive in Christ Home Session Plans** are an easy-to-use **online resource** that includes Scripture reflection, music options, prayer, and suggestions for family practices that will build Catholic identity.

◆ **Online Resources** offer multimedia tools to encourage family interaction and reinforce the lesson at home.

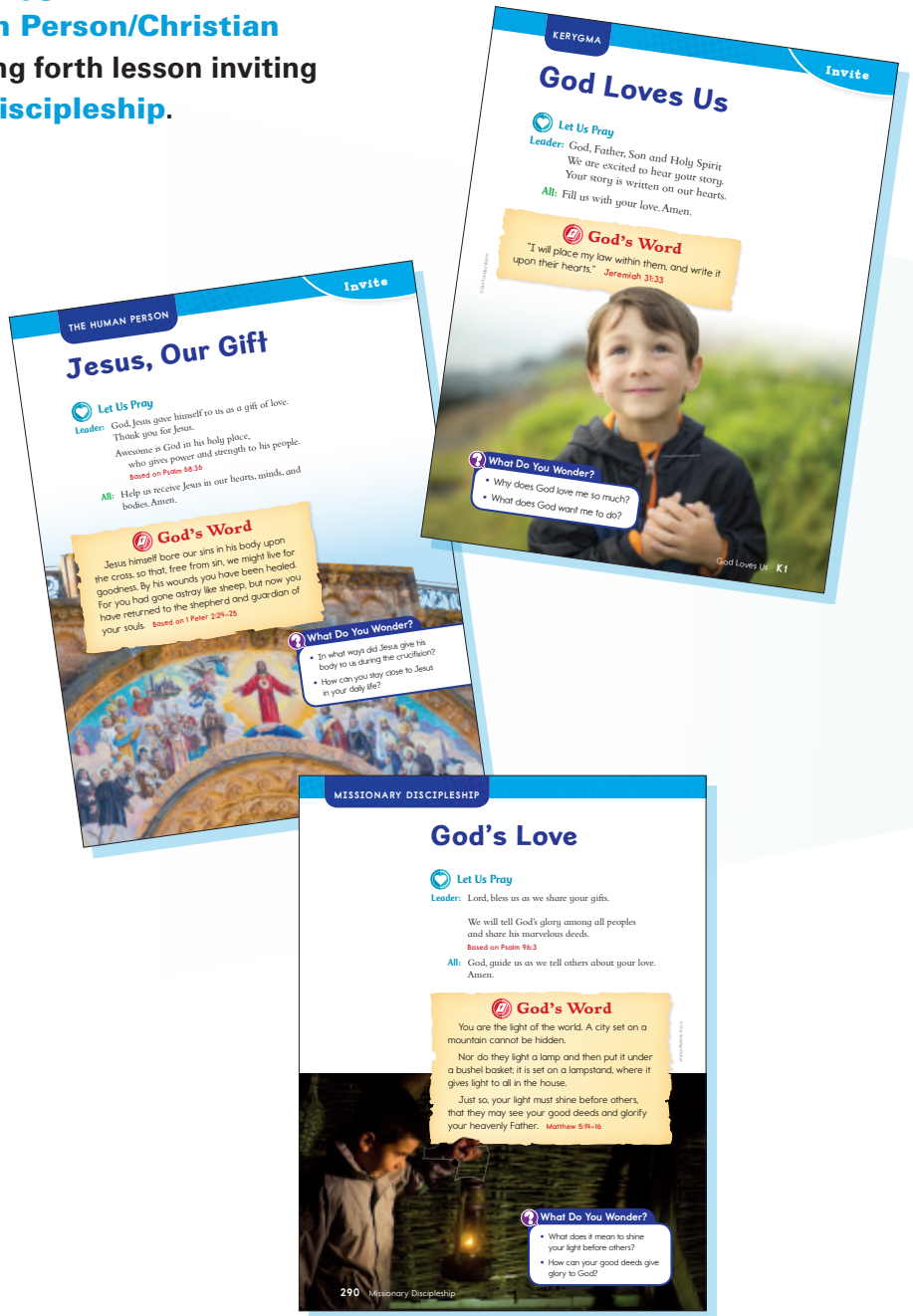
# Discovering & Sharing the Kerygma



Three new lessons have been added to *Alive in Christ: Discovering and Sharing the Kerygma*. Each grade will begin with a lesson focused on the **Kerygma**, will include a supplemental lesson on **The Human Person/Christian Anthropology**, and end with a sending forth lesson inviting learners to live a life of **Missionary Discipleship**.

## Kerygma

- ◆ The **Kerygma** lesson is the first lesson in every grade because it is the anchor of our Catholic faith and the pre-requisite to the formation of faith.
- ◆ The **proclamation of the Kerygma**, the core, saving message of the Gospel of Jesus Christ, is presented in the context of the unique grade-level emphasis.
- ◆ The **Kerygma** lesson includes a passage from Scripture focused on the Kerygma and offers an opportunity for the learner to respond to the invitation of Christ in a practical way.



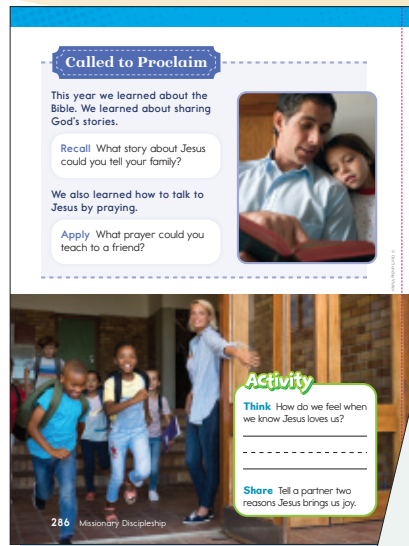


## Missionary Discipleship

◆ The 4-page **Missionary Discipleship** lesson can be used as the sending forth lesson to help learners remember what they have learned throughout the year and consider how it might be lived out in their daily lives. They are provided practical support for responding to the call to live as missionary disciples.

◆ **Two new features** have been added to engage learners in living as missionary disciples.

- **Take on the Mind of Christ** - invites learners to remember that Jesus is their role model and to make a commitment to share their love for Jesus with others.
- **Called to Proclaim** - learners are given the opportunity to recall and apply what they learned throughout the year.



## Christian Anthropology/ The Human Person

◆ The **Christian Anthropology/The Human Person** supplemental lessons are designed to convey the unity of body, mind and spirit.

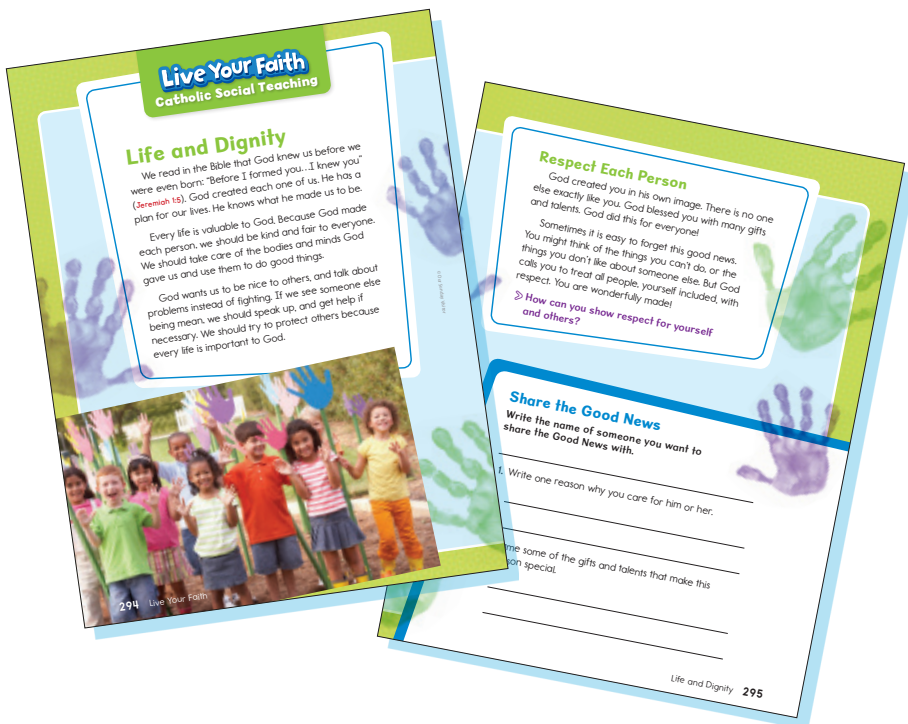
◆ Drawing from the homilies and writings of Pope Saint John Paul II on the **Theology of the Body**, the content provides a developmentally appropriate presentation of Catholic teaching on the human person, marriage and family life.



# Seasonal Lessons

Seasonal Lessons catechize and celebrate the Church Year in a liturgically-focused way.

- ◆ **Eight complete seasonal lessons** follow the three-step process and introduce children to the themes and Scripture of Feasts and Seasons of the Church Year
- ◆ **Music, prayer, and ritual actions** draw children into participation in the liturgical life of the Church



## Live Your Faith

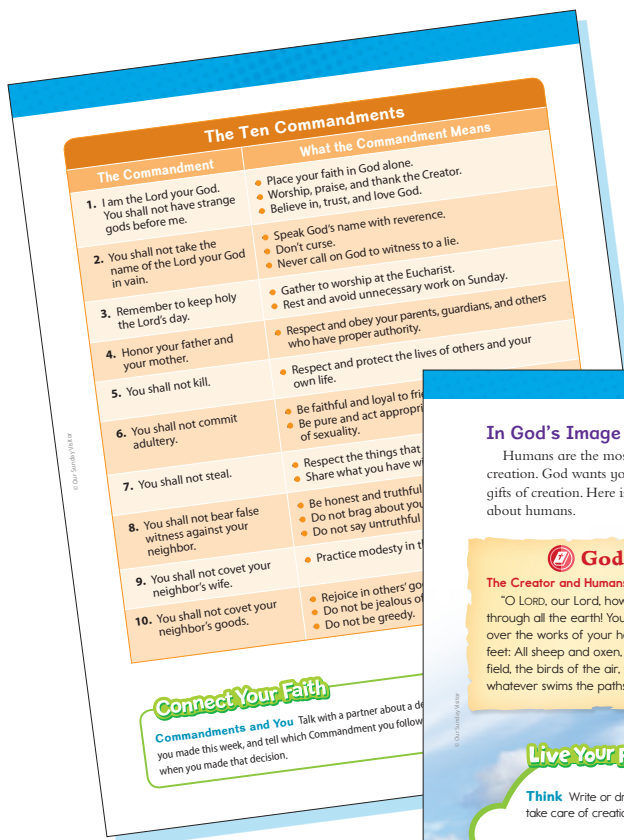
- ◆ **Live Your Faith** features explore the Scriptural and doctrinal foundations of the seven principles of Catholic Social Teaching articulated by the United States Conference of Catholic Bishops
- ◆ Each grade **presents all seven principles** enabling children to reflect on and apply them to their lives



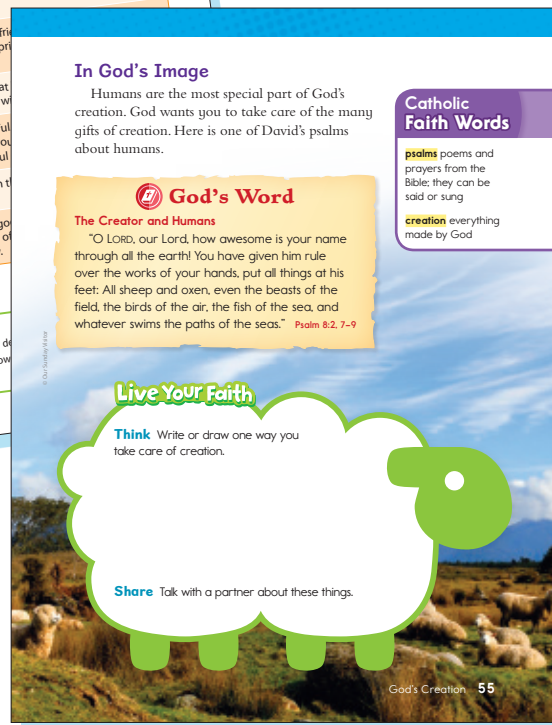
# Developmentally Appropriate

Created by a team of experts in education, catechesis, theology, and child psychology, *Alive in Christ: Discovering and Sharing the Kerygma* incorporates the most trusted research on how students learn, communicate, and grow in their faith. A grade-level focus provides diverse learning opportunities and supports each student's individual faith journey.

- ◆ Fine art, illustrations, and photos advance in detail and sophistication as grades progress
- ◆ Words are defined consistently at point of use and highlighted for easy identification
- ◆ Questions focus reading, prompt reflection, and reinforce learning in developmentally appropriate ways
- ◆ Shorter sentence length for younger grades
- ◆ Fonts and type sizes are set with consideration given to the reading level of the child
- ◆ Chapter reviews use multiple formats to accommodate different learning styles



Grade 4 Parish Student Edition



Grade 2 Parish Student Edition

- ◆ Information is sequenced and organized in smaller "chunks" to make reading and understanding faster and easier
- ◆ Teaching strategies incorporate dynamic, interactive learning methods
- ◆ Terms and concepts are introduced, reinforced, and then further defined in advanced ways as they develop across grades, increasing retention
- ◆ Text to art ratio is intentional and customized for each grade level

# Catechist Edition

The **Catechist Edition** builds confident, capable, and successful catechists with comprehensive background pages, point-of-use information, tips, and strategies.

**Key Concept** for each lesson is clearly stated at the start of each chapter.

**Doctrinal content** correlates to paragraphs from the Catechism of the Catholic Church.

**Catechist Background** includes a short essay that provides easy-to-understand theological background on the chapter content for both novice and experienced catechists.

**Tasks of Catechesis** relates lesson components to one of the Five Tasks of Catechesis as outlined in the Directory for Catechesis.

THE HUMAN PERSON **Temples of Holiness**

**KEY CONCEPT**  
God calls us to love, not only with words, but with actions. Through the Gifts of the Holy Spirit, we can live our identity as sons and daughters of God. God helps us to grow in holiness—body, mind, and spirit.

---

**DOCTRINAL CONTENT**

- We are called by God to care for the life and health of the body. (CCC, 2288)
- God calls us to be loving in both our thoughts and behavior. (CCC, 1807)

The Holy Spirit helps us to grow in holiness. (CCC, 749)

---

**TASKS OF CATECHESIS**  
“In order to achieve its goals, catechesis pursues several interconnected tasks that are inspired by the way in which Jesus formed his disciples.” (Directory for Catechesis, 79)

This chapter focuses on the following tasks of catechesis:

- Forming for Life in Christ
- Initiating into the celebration of the mystery

**Catechist Background**

“God raised the Lord and will also raise us by his power. ... But whoever is joined to the Lord becomes one spirit with him. ... Do you not know that your body is a temple of the holy Spirit within you, whom you have from God, and that you are not your own? For you have been purchased at a price. Therefore, glorify God in your body.” **1 Corinthians 6:14, 17, 19–20**

→ **Reflect** How can you measure the importance of your faith community?

One way we use our bodies is to remember. Whenever we get together with family and friends, sweet and fun old memories surface to restore our bonds.

In the Mass, we remember the past and celebrate it in the present. The “assembled congregation” mentioned in Psalm 111 serves to remind us of the place where faith is nourished. The gathered assembly is vital for our faith life. The Holy Spirit is at work within our bodies to do the work of the Lord. In the assembly, then, the Holy Spirit brings us together to grow the faith in our parish. The Mass is where faith thrives. It is where we recall and experience what Christ has done for us. Not only do we remember, but the Mass actually makes those events we know so well present in the celebration of the Eucharist. That is why, with the Psalmist, we can shout, “Hallelujah!” That is one reason why Saint Paul can write to the Corinthians and urge them to “glorify God in your body” (1 Corinthians 6:20). We gather to praise the Lord with all that we have. Together, our faith is rejuvenated from the past week. We are nourished and renewed for the journey until we meet again.

→ **Reflect** How can you ensure that you are well nourished for your journey this week?

**Catechist’s Prayer**

Dear Lord Jesus, thank you for the people of faith you have gathered. Fill us with your Holy Spirit, so we can rely on our faith to face the challenges of the coming week. Amen.

331A The Human Person

The **Reflect questions** help connect faith concepts with the catechist’s own life experience.

**Catechist’s Prayer** offers a moment of reflection before planning each lesson.



Lesson Plan		
Objectives	Process	Materials
<p><b>Invite, 10 minutes</b></p> <p><b>The Sacraments</b> Page 155</p>	<p><b>Psalm 66:5</b> Pray the opening prayer.</p> <p><b>Luke 18:35-43</b> Reflect prayerfully on the Word.</p> <ul style="list-style-type: none"> <li>Discuss What Do You Wonder questions.</li> </ul>	<p><b>Optional Activity</b> Chapter Story: "My Abuela and Me"</p>
<p><b>Discover, 35 minutes</b></p> <p><b>Signs of God's Life</b> Pages 156-157</p> <ul style="list-style-type: none"> <li>Describe the Seven Sacraments as special signs and celebrations that come from Jesus and give us a share in God's life and work</li> <li>Understand that Jesus continues to share his life and love with us through the Sacraments</li> <li>Explore Baptism as the first Sacrament we receive that frees us from sin and makes us children of God</li> </ul> <p><b>The Seven Sacraments</b> Pages 158-159</p> <ul style="list-style-type: none"> <li>Learn that in the Seven Sacraments, we receive the gift of God's life and help, or grace</li> <li>Identify the Sacraments of Initiation as the beginning of our life in the Church</li> </ul>	<ul style="list-style-type: none"> <li><b>Catholic Faith Words</b> Seven Sacraments, Baptism</li> <li>Name things Jesus did to show others God's love.</li> <li><b>Matthew 28:19-20</b> Proclaim "The Commissioning of the Apostles."</li> <li>Name two things that happen at Baptism.</li> <li><b>Share Your Faith Activity</b> Write one way to walk in the light of Jesus.</li> </ul> <ul style="list-style-type: none"> <li><b>Catholic Faith Words</b> grace, Sacraments of Initiation</li> <li>Explain that God's action we can't see, and our words and actions in the celebration, help his life in us grow.</li> <li>Circle Sacraments received; draw a square around those to receive soon.</li> <li><b>Connect Your Faith Activity</b> Make a card about Sacraments for new Church member.</li> </ul>	<p><input type="checkbox"/> pencils or pens</p> <p><input type="checkbox"/> pencils or pens</p>
<p><b>Live, 15 minutes</b></p> <p><b>Our Catholic Life</b> Pages 160-161</p> <p><b>Remembering Baptism</b> Page 162</p>	<ul style="list-style-type: none"> <li>Discuss what each Sacrament celebrates.</li> <li>Match the Sacrament to how it helps the Church.</li> <li><b>People of Faith</b> Learn about Saint Pius X.</li> <li><b>Live Your Faith Activity</b> Draw a way to make someone feel welcome.</li> </ul> <ul style="list-style-type: none"> <li>Choose volunteers for the two reader parts.</li> <li>Follow the order of prayer.</li> <li>Sing "The Seven Sacraments"</li> </ul>	<p><input type="checkbox"/> pencils or pens</p> <ul style="list-style-type: none"> <li><b>Optional Activity</b> Sacrament Match Up</li> <li>Activity Master 10 (Page 155E)</li> </ul> <p><input type="checkbox"/> bowl of holy water</p> <ul style="list-style-type: none"> <li>Download "The Seven Sacraments."</li> </ul>
<p><b>Family + Faith</b> Page 163</p> <p>Point out that the Catholic Families page provides chapter highlights, information on how second graders understand faith concepts, and family prayer.</p>	<p><b>Chapter Review</b> Page 164</p> <ul style="list-style-type: none"> <li><b>aliveinchrist.osv.com</b> <ul style="list-style-type: none"> <li>Customize and Download Assessments</li> <li>Email Links to eAssessments</li> <li>Interactive Student Reviews</li> </ul> </li> </ul>	

**Timed Lesson Plan** guides the catechist in planning a successful lesson with clearly stated chapter objectives, step-by-step instructions, and a suggested time frame to complete each step in the lesson.

**Process Column** notes prayer, Scripture, activities, and Catholic Faith Words in each step.

**Materials Column** alerts the catechist to the materials and online resources needed for the lesson.

**Chapter Review** directs catechists to various opportunities for review and assessment.



# Teaching This Grade

**Teaching This Grade** models different ways children process, understand, and learn at each grade level.

**Online Resources** are clearly labeled throughout.

**Teaching Tips** enhance the lesson and provide additional guidance for the catechist.

**Interactive lesson planning** is easily accessible with [aliveinchrist.osv.com](http://aliveinchrist.osv.com) which includes additional activities, chapter and unit assessments, weekly readings, and seasonal resources.

## Teaching This Grade

### ONLINE RESOURCES



Go to [aliveinchrist.osv.com](http://aliveinchrist.osv.com)

You will find:

- Interactive lesson planning with web specific content and additional activities
- Step by step lesson instruction from printed Catechist Edition for integrated lesson planning
- Custom-built assessments to download and eAssessment links
- Interactive reviews that provide scores and the option to review answers
- Sunday readings with background and questions of the week

Go to [osvparish.com](http://osvparish.com)

You will find:

- Ask the Experts Q and A
- General Catechist Helps
- Community Connections and Blogs

### Sharing the Message with Second Graders

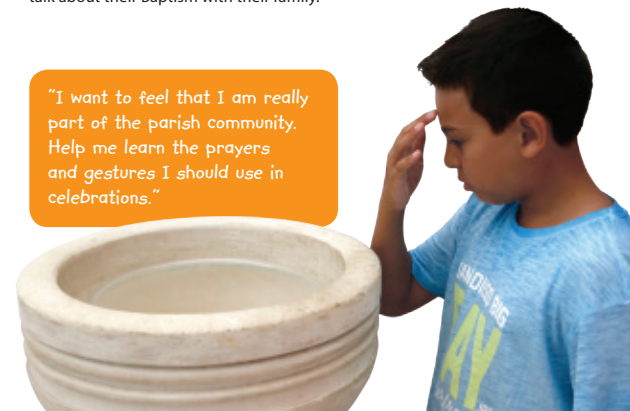
**The Sacraments** It is a mystery to us, adults and children alike, that God invites us to participate with him in his work. The Seven Sacraments have human actions and divine actions—the things people say and do and what God does through the Sacrament. Second graders might tend to only focus on the human actions—the things they can see. It's important that parents and catechists direct them to the ways in which these visible signs help us understand the invisible reality—what God is doing in the Sacrament.

**Teaching Tip:** When you are doing something in the classroom that the children would not be able to do by themselves, ask a child to assist you. Point out that this invitation to share in your work is similar in some ways to how God invites us to participate in his work through the Sacraments.

### How Second Graders Understand

- Knowing what things mean, at the right level, promotes a sense of belonging. However, many children in this age group have trouble grasping abstract ideas.
- Use simple language and concrete, practical examples to explain the sacramental symbols to second graders.
- Hearing their own stories about being welcomed into the Church builds children's sense of Catholic identity. Encourage the children to talk about their Baptism with their family.

"I want to feel that I am really part of the parish community. Help me learn the prayers and gestures I should use in celebrations."





# Chapter Connections

**Chapter Connections** guide catechists in enhancing and expanding the lesson.

## Chapter Connections

### Chapter Story

**"My Abuela and Me"**

Use this story to expand the chapter introduction.

- Have the children name things that could be considered signs of love.
- Explain that *abuela* is the Spanish word for grandmother.
- Ask: What are the signs of love in this story?

Go to [aliveinchrist.osv.com](http://aliveinchrist.osv.com) Lesson Planning section for this story.

### LECTIONARY CONNECTION

Chapter 10 highlights Lectionary-connected themes such as Seven Sacraments, grace, Baptism, and Sacraments of Initiation. If your parish aligns its curriculum to the liturgical year, you could use this chapter in connection with the following Sundays.

**Year A**  
Seventh Sunday of Easter—Grace  
Eighteenth Sunday in Ordinary Time—Invitation to Grace

**Year B**  
First Sunday of Lent—Grace  
Fourth Sunday of Lent—We are saved by grace.

**Year C**  
Trinity Sunday—We have access to grace through Christ.  
Twenty-fourth Sunday in Ordinary Time—Grace

Go to [aliveinchrist.osv.com](http://aliveinchrist.osv.com) for a complete correlation ordered by the Sundays of the year and suggestions for how to integrate the Scripture readings into chapter lessons.

### NCEA Rise ACRE

**Knowledge of the Faith**

- Objective: To know and understand basic Catholic teaching about the Incarnate Word Jesus Christ as the way, truth, and life

**Celebration of the Mystery**

- Objective: To know the Paschal Mystery of Jesus: in the Church's liturgical life—feast, seasons, symbols, and practices and in the Sacraments as signs and instruments of grace

### Catholic Social Teaching

Use one of these features to introduce a principle and engage the children with an activity.

- Option for the Poor, Pages 296–297
- Care for Creation, Pages 302–303

### Music Options

Use one or more of the following songs to enhance catechetical learning or for prayer.

- "The Seven Sacraments," Live Prayer, Page 162
- "Belonging Through Baptism," Discover, Page 157
- "Share the Light," Live, Page 160
- "Through My Fault," Live, Page 160

The Sacraments 155D

### Lectionary Connection

identifies Lectionary connected themes found in the lesson and correlates to the Sundays of the Liturgical Year.

### A connection to NCEA

**Rise ACRE** helps catechists assess children's knowledge of the faith.

### Catholic Social Teaching

introduces children to the principles of Catholic Social Teaching through the **Live Your Faith** features.

### Optional Music Suggestions

enhance catechetical learning.



# Wraparound Lesson Plans

Wraparound Lesson Plans begin with a prayer, then lead the catechist page-by-page through the effective three-step catechetical process.

The screenshot shows a lesson plan page for 'The Sacraments' (Chapter 10). The page is divided into several sections:

- Invite:** A blue header section with a globe icon and the word 'Invite'.
- Let Us Pray:** A section with a heart icon and a left-pointing arrow, containing a prayer and a Psalm verse.
- God's Word:** A section with a book icon, containing a story about Jesus healing a blind man and a list of reflection questions.
- Optional Activity:** A green-bordered box at the bottom left containing a chapter story and a list of activities.
- What Do You Wonder?:** A section with a question mark icon, containing reflection questions.

Callouts from the right side of the page point to these sections:

- A pink dashed line points from the 'Let Us Pray' section to the text: "Headers and icons mirror Student Book pages to facilitate instruction."
- A pink dashed line points from the 'God's Word' section to the text: "Common icons in Catechist Edition and Student Book help catechists track the flow of the lesson and alert them to features such as Scripture, prayer, music connections, and additional online resources."
- A pink dashed line points from the 'Optional Activity' section to the text: "Optional Activities may be used to reinforce learning."
- A pink dashed line points from the 'What Do You Wonder?' section to a list of items: "Catechist Background", "Scripture Background", "Teaching Tips", "Catholic Social Teaching", "Liturgy Links", and "Optional Activities".

Headers and icons mirror Student Book pages to facilitate instruction.

Common icons in Catechist Edition and Student Book help catechists track the flow of the lesson and alert them to features such as Scripture, prayer, music connections, and additional online resources.

Bottom-band boxes are color coded and contain additional information, ideas, and tips for the catechist.

- ◆ Catechist Background
- ◆ Scripture Background
- ◆ Teaching Tips
- ◆ Catholic Social Teaching
- ◆ Liturgy Links
- ◆ Optional Activities

Optional Activities may be used to reinforce learning.

**Chapter objectives** are consistently and clearly stated.

**Discover**

**Objectives**

- Learn that in the Seven Sacraments, we receive the gift of God's life and help, or grace
- Identify the Sacraments of Initiation as the beginning of our life in the Church.

**The Seven Sacraments**

Use the opening question to begin discussion or direct the children's reading.

Read aloud the first paragraph.

Explain the key points in the second paragraph: the actions of the Holy Spirit, which we can't see, and our own words and actions in the celebration of the Sacraments, help God's life in us grow.

Have a volunteer read aloud the third paragraph.

- Explain to the children that the word *initiation* is also used to describe the process of becoming a part of a group.

Choose seven children to read aloud the names of the Seven Sacraments listed across pages 158 and 159.

- Have the rest of the group follow along by looking at the pictures.
- Instruct the children to circle the Sacraments they have already received and draw a square around the ones they will soon receive.
- After the children have finished, allow them to share their answers with a partner.

158 Chapter 10

**Discover**

**The Seven Sacraments**

**How do we become Church members?**

In the Seven Sacraments, we receive the gift of God's life and help. This is called **grace**. Jesus is present in the Sacraments. He welcomes, heals, and feeds us.

In each Sacrament, the Holy Spirit does things that we can't see. But we are invited to cooperate with his work. We do this by things we can see: our words and actions in the celebration. When you receive the Sacraments, God's life in you grows. You grow in love for him and others.

Baptism, Confirmation, and Eucharist are the **Sacraments of Initiation**. Initiation means "beginning." These Sacraments welcome new members into the Catholic Church. Everyone is invited to follow Jesus and join the Church.


**Catholic Faith Words**

**grace** God's gift of a share in his life and help

**Sacraments of Initiation** the three Sacraments that celebrate membership in the Catholic Church: Baptism, Confirmation, and Eucharist

1. Circle the Sacraments you have already received.

2. Draw a square around the ones you will receive soon.



158 Chapter 10

**Catechist Background**

**Age of Reception**

Unbaptized adults and children of catechetical age come into the Church through the RCIA—Rite of Christian Initiation of Adults. They receive the three Sacraments of Initiation in one celebration, usually at the Easter Vigil.

The Confirmation of previously baptized children takes place at different ages and times of the year. The candidates renew their baptismal promises and are usually confirmed during a Mass to show the connection among the three Sacraments.

**The Sacraments of Initiation**



Through **Baptism**, a person is given new life in Christ.

- In **Confirmation**, a person is sealed with the Gifts of the Holy Spirit and strengthened to follow Jesus.
- In the **Eucharist**, the Body and Blood of Christ help disciples grow closer to him and others.

People of any age can become members of the Catholic Church. Sometimes all three Sacraments of Initiation are received in the same celebration. Other times, they are spread over many years.

**Connect Your Faith**

**Make a Card** Create a welcome message for a new Church member. Tell him or her something you think new Catholics need to know about the Sacraments and the Church.

159 The Sacraments

**The Sacraments of Initiation**

Explain that the Church celebrates Seven Sacraments. New members join the Church through the Sacraments of Initiation: Baptism, Confirmation, and Eucharist.

Ask three volunteers to each read aloud one of the bullet points.

- Summarize the last paragraph.

**Activity**

Explain the Connect Your Faith activity to the children.

- Help them brainstorm a list of things new Catholics should know.
- Allow time for the children to complete the activity.
- Collect the cards for delivery.

Invite the children to turn to page 307 in the Our Catholic Tradition section of the Student Book to review "The Seven Sacraments."

- Read aloud the paragraph below the chart.
- Have the children silently review the chart.
- Allow them to ask questions.

**Quick Review**

In the Seven Sacraments, we receive God's grace. The Sacraments of Initiation are the beginning of our life in the Church.

The Sacraments 159

**Activities in the wrap** correspond to Student Book activities providing catechists directions for students.

**Quick Reviews** help catechists assess understanding.

**Catechist Background** and **Teaching Tips** provide additional ideas, suggestions, and background information.





Integrated into the three-step process, additional **People of Faith** information gives catechists suggestions for application and discussion.

### Live

#### Our Catholic Life

Summarize the introductory paragraph.

Review the chart with the group.

- Discuss with the children the explanation of what each Sacrament celebrates.
- Instruct the children to match the first three Sacraments on the left to how they help the Church on the right.
- Point out that the remaining four Sacraments already have the correct content next to them.
- As a group, go over the correct matches for each Sacrament. Explain as necessary, and ask if there are any questions.
- Remind the children that the grace received from the Sacraments not only helps individuals, but also helps the Church as a community.

**Music Option:** Have the children sing "Share the Light" or "Through My Fault," downloaded from [aliveinchrist.osv.com](http://aliveinchrist.osv.com).

### Live

#### Our Catholic Life

##### How do the Sacraments help the Church?

Each of the Sacraments is a sign and a celebration. In the Sacraments, you receive grace. God's life and love help you be more loving. The grace of the Sacraments helps the whole Church community, too.

**Match the first three Sacraments on the left to how they help the Church on the right.**

What It Celebrates	How It Helps the Church
<b>Baptism</b> Becoming children of God and members of the Church	Feeds, heals, and unites the members of the Body of Christ
<b>Confirmation</b> Being sealed with the Gift of the Holy Spirit	Welcomes new members into the Catholic family
<b>Eucharist</b> Jesus' sacrifice and the gift of His Body and Blood received in Holy Communion	Gives members the strength to follow Jesus' example
<b>Penance and Reconciliation</b> God's forgiveness when we are sorry for and confess our sins	Brings people back into the Church and helps make peace
<b>Anointing of the Sick</b> God's healing love through prayer and anointing with oil	Gives support to people who are ill or elderly
<b>Holy Orders</b> The call of a man to be a deacon, priest, or bishop	Strengthens men to be leaders and to serve God and the Church
<b>Matrimony</b> The lifelong love of a baptized man and a baptized woman who become a new family	Builds family love and gives an example of loving care

160 Chapter 10

### People of Faith

**Saint Pius X (Giuseppe Sarto), 1835–1914**

Giuseppe Sarto was born in Italy. He became a priest and a teacher. He loved children and wanted everyone to learn about Jesus and the Church. When he became Pope, he took the name Pius X. He did many things to show how important the Eucharist is. He encouraged Catholics to receive Holy Communion every day, even children. He knew the Sacraments help us stay close to God.

August 21

**Discuss:** When do you feel close to Jesus? [Learn more about Pius X at aliveinchrist.osv.com](http://aliveinchrist.osv.com)

### Live Your Faith

**Tell** what is happening in the picture.

**Draw** one way you can make someone feel welcome and see God's love.

161

### People of Faith

Tell the children about Saint Pius X.

- Explain that the X in his name is the Roman numeral for 10, meaning that Giuseppe was the tenth Pope to take the name Pius.
- Read aloud the paragraph.
- Share that Pope Pius X also encouraged use of beautiful Church music and clear simple homilies by the priests at Mass.
- Ask: When do you feel close to Jesus?
- Invite the children to respond.

**Encourage the children to go to [aliveinchrist.osv.com](http://aliveinchrist.osv.com) at home to learn more about Saint Pius X.**

### Activity

Explain the directions for the activity.

- Invite a volunteer to describe what is happening in the picture.
- Allow time for the children to complete the drawing part of the activity.
- Encourage the children to share their drawings with the group.

### Optional Activity

#### Activity Master 10: Sacrament Match-Up

Distribute copies of the activity found on catechist page 155E.

- Have the children draw lines to match the Sacrament names with the appropriate pictures.
- As an alternative you may wish to send this activity home with the children.

### Catholic Social Teaching

#### Chapter Connections

To integrate Catholic Social Teaching into your lesson, choose one of the following features: Option for the Poor, pages 296–297, or Care for Creation, pages 302–303.


- Start the Live step of the process by talking about Saint Pius X on page 161. Then move directly to the Catholic Social Teaching feature.
- Or, to expand the lesson, complete both pages 160 and 161, then move to the Catholic Social Teaching feature.
- Return to Chapter 10 for the prayer on page 162.

Chapter 10 Activity Master


Name \_\_\_\_\_ Date \_\_\_\_\_

### Sacrament Match-Up


Six of the Seven Sacraments are pictured below. Draw lines to match the Sacrament names with the pictures that best tell about them.




Confirmation




Eucharist



Anointing of the Sick



Reconciliation



Holy Orders



Matrimony

Draw a picture of the missing Sacrament. Label your picture with the Sacrament's name.

155E Alive in Christ, Grade 2 Chapter 10

**Time-saving reproducible activity master** is located at the front of each chapter and provides catechists with tools to check understanding and extend learning during the lesson or at home.

**Music, additional reviews, and assessments** are suggested at point-of-use with clearly labeled online icons.

**Live**

**Let Us Pray Remembering Baptism**

**Prepare**

Select two children, one for Reader 1 and one for Reader 2. Allow them to practice their parts.

Rehearse with the children "The Seven Sacraments," downloaded from [aliveinchrist.osv.com](http://aliveinchrist.osv.com).

**Gather**

Carry the bowl of holy water, leading the children in procession to the prayer space.

- Instruct the children on how they are to come forward when their name is called. Model by dipping your fingers in the holy water with your right hand, and bless yourself with the Sign of the Cross, saying "In the name of the Father, and of the Son, and of the Holy Spirit. Amen."
- Invite the children to quiet themselves for prayer and to be seated for the reading.

**Pray**

Follow the order of prayer on the student page.

- At the appropriate time, call each child by name and invite him or her to make the Sign of the Cross as you demonstrated.
- Conclude by processing around the room with the children singing "The Seven Sacraments."

162 Chapter 10

**Live**

**Let Us Pray Remembering Baptism**

Gather and begin with the Sign of the Cross.

**Reader 1:** Let us remember that we are God's children. We share in his life. We are disciples of Jesus.

**Reader 2:** Jesus sent his Apostles out to make disciples of others, to baptize them and teach them.

**Reader 1:** Just as we have been baptized, it does not matter who you are or where you come from. Baptism makes you a disciple of Jesus. *Based on Galatians 3:27-28*

**Reader 2:** Dual voice: You have been baptized. It does not matter who you are or where you come from. Baptism makes you a disciple of Jesus. *Based on Galatians 3:27-28*

**Leader:** When we were baptized, we were marked with the Sign of the Cross. Listen so what was said: "My dear children, the Christian community welcomes you with great joy. In its name I claim you for Christ our Savior by the sign of the cross." *Rite of Baptism, 41*

**Child:** Come forward when your name is called. Dip the fingers of your right hand in the water and bless yourself with the Sign of the Cross.

**All:** Sing "The Seven Sacraments"

The Sacraments, the Seven Sacraments—Signs that come from Jesus and give us grace.

The Sacraments, the Seven Sacraments, Signs that God is with us in a special way.

162 Chapter 10

**Liturgy Link**

**Gathering Prayer**

Our sacramental celebrations are communal. Even individual confession is celebrated in the name of the whole Church. These celebrations, including the Mass, all begin with gathering prayers.

- The first gesture of any sacramental liturgy is the Sign of the Cross, which recalls our Baptism and identifies us as members of the Body of Christ.

Go to [aliveinchrist.osv.com](http://aliveinchrist.osv.com) for Sunday readings, Scripture background, questions of the week, and seasonal resources.

**Clear instructions** assist the catechist in engaging the children in a memorable concluding prayer experience.

**FAMILY + FAITH**  
LIVING AND LEARNING TOGETHER

**YOUR CHILD LEARNED >>>**

This chapter helped the children learn to live with the Seven Sacraments: the Eucharist, Mass, and the Sign of the Cross.

**God's Word**

**Read Luke 10:34-41** to learn about a man named Bartimaeus who was blind and how he regained his sight.

**Catholic Beliefs**

- There is a Sacrament of God's Mercy and Forgiveness.
- Sacraments are special gifts and obligations that come from Jesus and give grace.
- He lived from 4 BC to the beginning of the Catholic Church in AD 33 at Nazareth.

**People of Faith**

This week, meet Saint Peter the Apostle. He was chosen by Jesus and is sometimes called "The Rock of the Faithful."

**CHILDREN AT THIS AGE >>>**

**How They Understand the Sacraments:** It's a mystery to us, adults and children alike. But children learn to understand, affirm and desire actions—the sign of the cross, the Eucharist and the Sign of the Cross—through the Sacraments.

**How They Experience the Sacraments:** Their understanding tends to only focus on the human actions—the things they do or see. It's important that we direct children to the things in which their faith signs begin to understand the Sacraments.

**CONSIDER THIS >>>**

Have you ever had a "communion party" (a group of children receive and eat communion)? As Catholics, "the Holy Eucharist" that we receive is not just a party. It's a gift from God to help us live our lives better. We can't eat it unless we have a "strong faith" in what we believe. Let's pray for our faith to be strong. Let's pray for our faith to be strong. Let's pray for our faith to be strong. Let's pray for our faith to be strong.

**LET'S TALK >>>**

- Ask your child to name the first Sacrament we received: Baptism.
- Show them your child's Baptism and show them yours.

**LET'S PRAY >>>**

• Pray for our faith to be strong. Let's pray for our faith to be strong. Let's pray for our faith to be strong. Let's pray for our faith to be strong.

163 In Christ, Grade 2 Chapter 10

**Chapter 10 Review**

**Work with Words** Complete each sentence with the correct word or words from the Word Bank.

- Baptism and Eucharist are Sacraments of **Initiation**.
- During **Baptism**, water is poured over the person's head.
- In Confirmation, you are made stronger by the **Holy Spirit**.
- Shining in God's life is called **grace**.
- Each Sacrament is a sign of God's **love**.
- Jesus is present in the **Sacraments**.

**Check Understanding** Fill in the circle beside the correct answer.

- The Seven Sacraments are:
  - holy signs
  - holy days
- \_\_\_\_\_ people are invited to follow Jesus and join the Church.
  - All
  - Some
- Jesus sent his Apostles out to \_\_\_\_\_ and baptize.
  - eat
  - teach
- At Baptism, a \_\_\_\_\_ is given to show the light of Jesus.
  - white garment
  - candle

164 Chapter 10 Review

**Word Bank:** Sacraments, Holy Spirit, Baptism, Love, grace, Initiation

**Chapter Review**

Use Catechist Quick Reviews to highlight lesson concepts.

**A Work with Words**


Review the Word Bank with the children before having them complete the exercise.

**B Check Understanding**

Direct the children to fill in the circle beside the correct answer.

Go to [aliveinchrist.osv.com](http://aliveinchrist.osv.com) to prepare customized and downloadable assessments, send assessments, and assign interactive reviews.

The Sacraments 163-164



# Online Resources

[Aliveinchrist.osv.com](http://Aliveinchrist.osv.com) provides catechists, volunteers, leaders, and families with comprehensive program level online tools and resources.

## For Catechists, Volunteers, and Leaders

- ◆ **Plan lessons** online using chapter, seasonal, or Catholic Social Teaching lessons
- ◆ Find unit- and chapter-specific tools, assessments, activities, and **multimedia resources**
- ◆ **Build, print, and distribute a custom test**, using a bank of multiple choice, matching, fill in the blank, and long answer questions
- ◆ Assign **eAssessments** for completion online
- ◆ **Summer Adaptation Model**



## For Children

- ◆ Offer students an opportunity for **web-based assessment**, preparation, and practice with **Interactive Reviews**
- ◆ Reinforce Catholic identity with **at-home faith formation resources**
- ◆ Encourage **continued learning at home** with games, multimedia activities, and Lectionary-connected resources
- ◆ **Engage families in the religious education** of their children with **Family+Faith Sessions** and family involvement resources



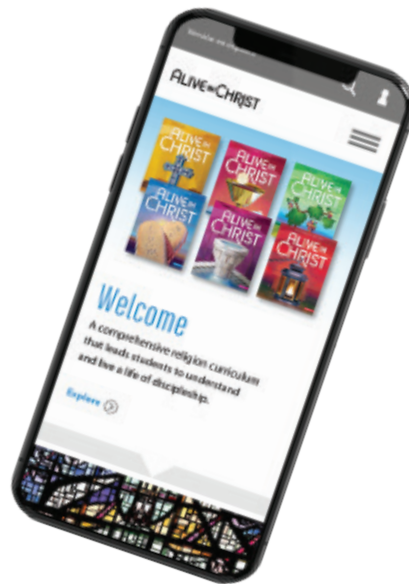
## For Families

- ◆ Bring families together to learn, share and grow in their faith together with other families in the parish with fully developed plans for over 30 **Family Gathered Sessions**.
- ◆ When you cannot meet in person, **Virtual Family Gathered Sessions**, provide an opportunity for families to gather online to build community and share faith.
- ◆ **Home Session Plans** for every chapter of every grade, are written specifically for parents to lead their child through the lessons while also enriching their faith.
- ◆ For families with children in multiple grades, the **Multi-age Home Session Plans**, are designed to make it seamless for a family to gather with other families to pray and share faith without compromising developmentally appropriate lessons for the children.
- ◆ Families can prepare for full participation in the Mass with resources that offer **background and reflection on the Sunday Readings**.

# Online Training

**Quickly improve knowledge and catechetical skills through self-paced, online training! This valuable tool will assure that catechists are trained and ready to implement the program in the most effective way possible.**

- ◆ See how easy it is to organize, plan, and teach a lesson
- ◆ Discover how the three-step process of Invite, Discover, and Live mirrors the Divine Pedagogy
- ◆ Learn how to navigate and use the additional lesson planning and teaching resources
- ◆ Reference the training anytime, day or night, when and where it's convenient



[aliveinchrist.osv.com](http://aliveinchrist.osv.com)



200 Noll Plaza  
Huntington, IN 46750

NON-PROFIT  
ORG  
U.S. POSTAGE  
**PAID**  
HUNTINGTON, IN  
PERMIT #55

**A N A L L N E W E X P E R I E N C E**

# Welcome to the *Alive in Christ* website!

Easy to Navigate | Optimized for Smartphones

[aliveinchrist.osv.com](http://aliveinchrist.osv.com)

